

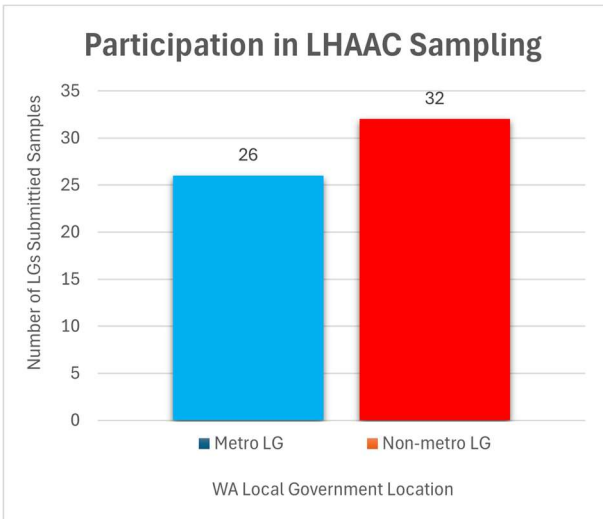
LHAAC Sample Summary 2023/2024

A summary of the Local Health Authorities Analytical Committee sampling completed in 2023-24

	Agrifood	Eurofins	ChemCentre	TOTAL
DS	321	968	11	1300
CSP	505	346	0	851
NC	41	28	4	73
TOTAL	867	1342	15	2224

Total number of Samples Processed by Analysts

(DS= Discretionary Sampling
CSP= Coordinated Sampling
NC= Non-Compliance Sampling)



58 WA LGs used the LHAAC sampling services in 2023/2024, consisting of 26 metropolitan and 32 non-metropolitan LGs.

A total of 2224 samples were submitted and tested. 58.5% (n=1300) of all samples submitted for analysis were for discretionary sampling (DS).

Non-compliance sampling (NC) comprised 3.3% (n=73) of the total samples submitted. 90.4% (n=66) of all NC testing was on food samples and the majority of these were testing for foreign object or microbiological analysis.

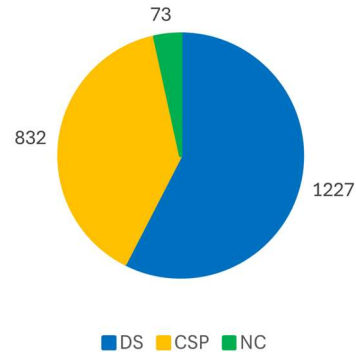
38.3% (n=851) of all samples submitted for analysis were participating in coordinated sampling projects (CSP 38 and CSP 39).

28.4% (n=349) of discretionary testing were food samples. The majority of testing done on food samples was microbial analysis and allergen detection (particularly gluten and dairy).

In several instances gluten was detected in foods that had been labelled as gluten-free and some vegan food products were found to contain dairy protein.

This year there has also been some testing done on foods for chemical residues and additives such as nitrate and sulfur dioxide.

Number of Samples Submitted for Analysis



Number of Routine Food and Water Samples Processed by Analysts:

	Agrifood	Eurofins	ChemCentre	TOTAL
DS- Water	20	156	11	187
DS- Food	227	251	0	478

36.8% (n=478) of discretionary testing were food samples. The majority of testing done on food samples was microbial analysis and allergen detection (particularly gluten and dairy).

In several instances gluten was detected in foods that had been labelled as gluten-free and some vegan food products were found to contain dairy protein.

This year there has also been some testing done on foods for chemical residues and additives such as nitrate and sulfur dioxide.

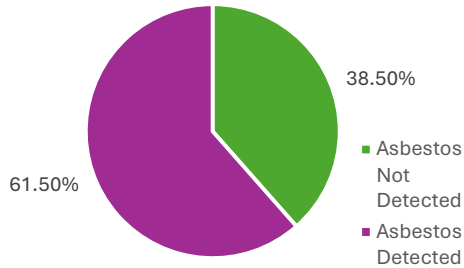
14.6% (n=179) of routine testing were water samples. 2 LGs (1 metropolitan and 1 non-metropolitan) tested a combined 71 samples for the amount of lead in the water.

20 samples were found to contain over the acceptable limit of 0.01mg/L of lead stated by the National Health and Medical Research Council (NHMRC).

The highest levels of lead were 6.4 times the maximum acceptable limit.

Number of ACM Samples Processed by Analysts and Detected:

Samples Tested for Presence of Asbestos (n=574)



	Agrifood	Eurofins	ChemCentre	TOTAL
DS- ACM (D)	20	333	0	353
DS- ACM (ND)	16	205	0	221
DS- ACM Total	36	538	0	574
% D	55.6	61.9	0	61.5
% ND	44.4	38.1	0	38.5

Asbestos-containing material (ACM) is the most common non-food substance that is submitted for analysis in the LHAAC Sampling Scheme. LGAs use the analysis reports to require ACM management or to ensure that ACM handling and disposal has been effective.

Number of CSP Samples Processed by Analysts:

	Agrifood	Eurofins	ChemCentre	TOTAL
CSP 38	128	195	0	323
CSP39	377	151	0	528

CSP 38

Examined *Campylobacter* in ready-to-eat chicken products and ran for 13 weeks from Nov 23 to Feb 24.

A total of 281 samples were submitted from 40 LGAs (24 metropolitan and 16 non-metropolitan). *Campylobacter* was not detected in these samples, however several samples were found to have unacceptable microbiological levels according to FSANZ Food Standards Code.

CSP 39

Examined microbial detections at skin penetration businesses and ran for 8 weeks from April to May 2024.

A total of 551 samples were submitted from 26 LGA's (14 metropolitan and 12 non-metropolitan). The results show evidence of *Pseudomonas*, Coagulase-positive *Staphylococcus*, yeasts and moulds.



www.lhaac.org.au
www.youtube.com/@LHAAC

Future Coordinated Sampling Projects

Is there a particular sampling project you would like to see LHAAC undertake? Contact our LHAAC Coordinator to discuss.

E: r.janes@ecu.edu.au

E: LHAAC@ecu.edu.au

M: 0429 562 886